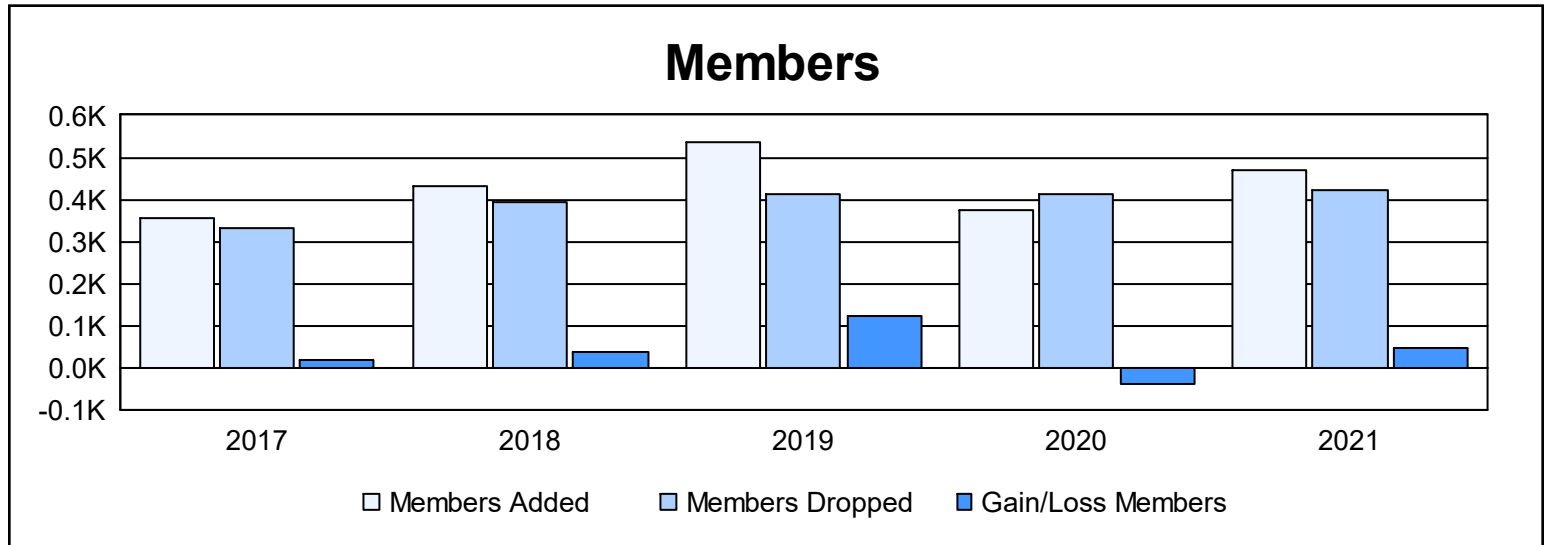
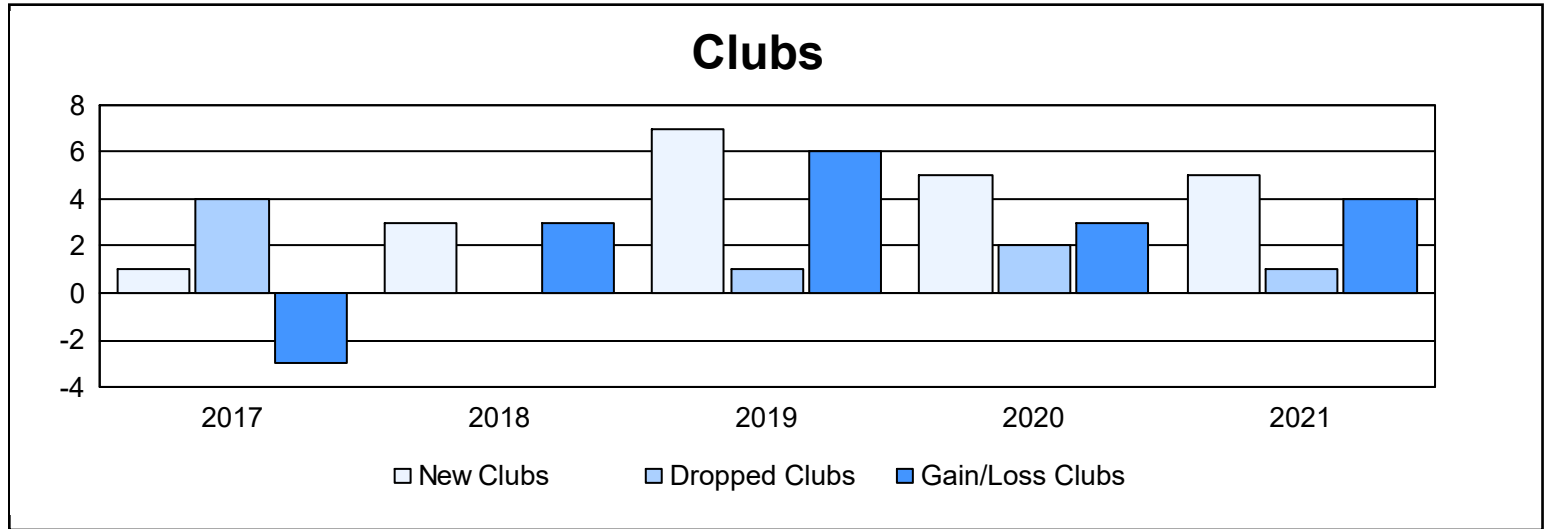
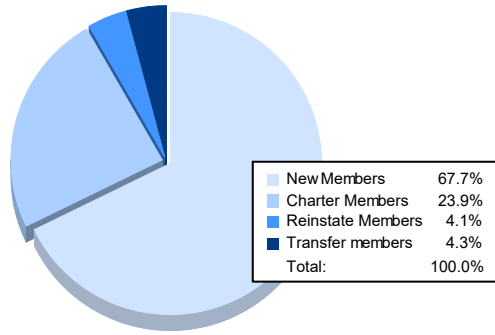


Year	New Clubs	Dropped Clubs	Gain/ Loss Clubs	New Members	Charter Members	Reinstate Members	Transfer Members	Total Member Added	Total Members Dropped	Gain/ Loss Members
2016-2017	1	4	-3	301	30	9	13	353	333	20
2017-2018	3	0	3	301	91	15	23	430	392	38
2018-2019	7	1	6	328	186	10	10	534	413	121
2019-2020	5	2	3	235	97	13	28	373	414	-41
2020-2021	5	1	4	317	112	19	20	468	420	48
<b>Average</b>	<b>4</b>	<b>2</b>	<b>3</b>	<b>296</b>	<b>103</b>	<b>13</b>	<b>19</b>	<b>432</b>	<b>394</b>	<b>37</b>



### Membership Composition June 2021 Cumulative



### Gender Composition June 2021 Cumulative

